

Round Grove, Croydon | £875,000



Located in a quiet cul-de-sac in Shirley is this beautiful 4 bedroom detached house.

Offering just under 2000 sq ft of living space, the house is surrounded by a large plot of land that incorporates a stunning rear garden as well as a large driveway with parking for multiple cars.

The property has an inviting hallway upon entrance with a study just off to the left that faces to the front of the house. There is a large living room that leads out to a conservatory as well as a separate dining room.

The kitchen is a really good size and also faces out to the rear of the house onto the garden as well as leading through to a large double garage that could also be used as a gym or converted into additional living space subject to approval. There is also a downstairs WC off the hallway.

Upstairs and there is a good size master bedroom that comes with an ensuite bathroom as well as 2 further double bedrooms and a large single/small double. There is also a family bathroom with shower cubicle.

This really is a perfect family house and is ideal for a family that is looking for something in a quiet but accessible location.

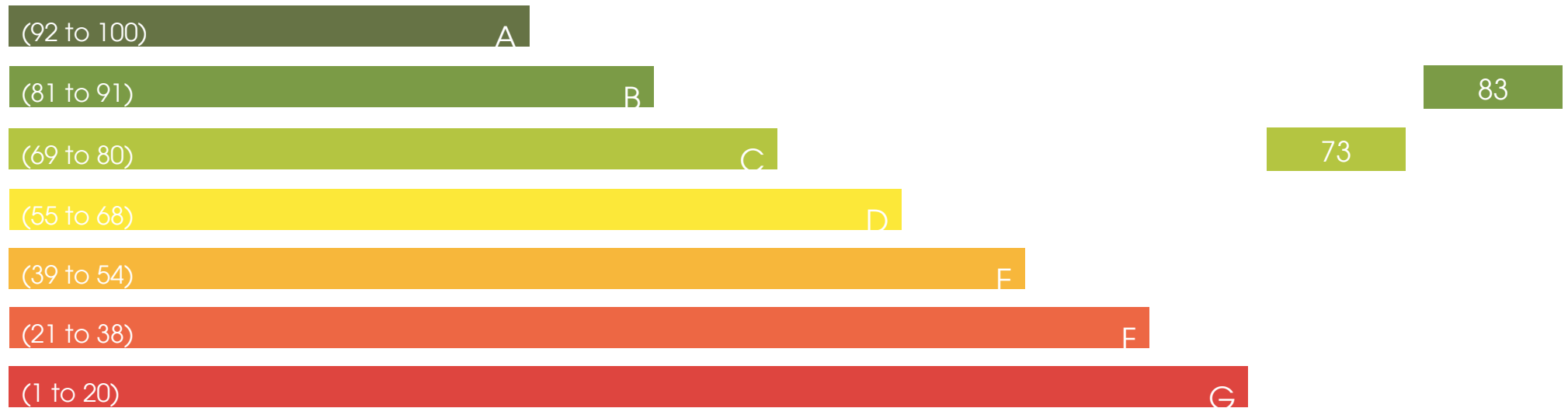
Elmers End Train Station is only a 5 minute drive away and Shirley Village is walking distance with its array of shops as well as Beckenham and West Wickham also being easily accessible via public transport.



Energy Efficiency Rating

Current

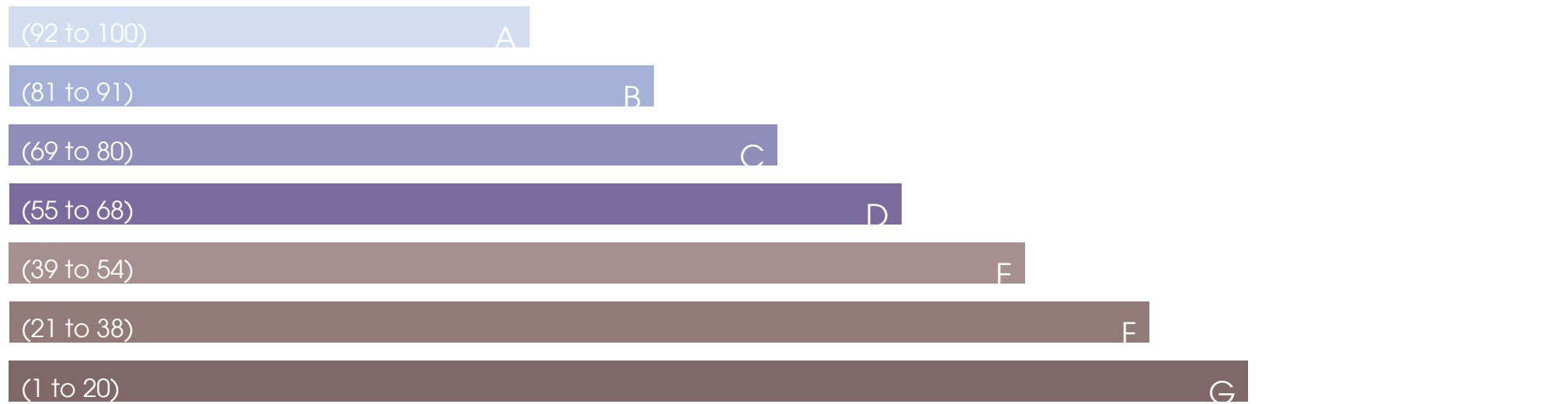
Potential



Environmental Impact (CO₂) Rating

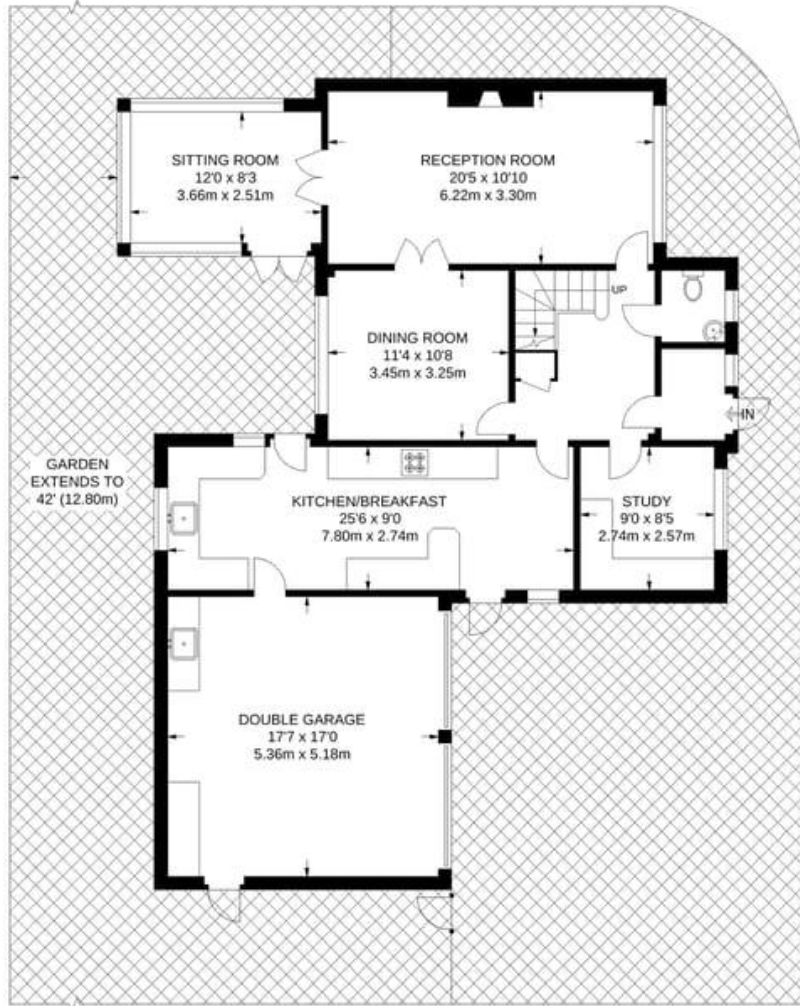
Current

Potential





●●● bromley property company



FIRST FLOOR
695 SQ FT / 64.6 SQ M

GROUND FLOOR
1225 SQ FT / 113.8 SQ M

APPROXIMATE GROSS INTERNAL AREA
1920 SQ FT / 178.4 SQ M